


# HYDROFLEX®

ARRI® ALEXA MINI


## Hand Held Splashbag

### Mounting Procedures:

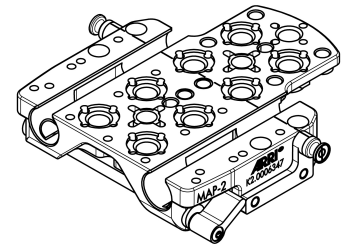
A bottom mounting plate with ARRI standard, 15mm, light weight mini rod receptacles must be used on the bottom of the camera.



The plate mounts **directly** to bottom of ARRI Mini or Mini LF with standard 4 hole pattern.



HydroFlex optional plate shown at left is equivalent to ARRI MAP-2 plate:



Many other 3rd party manufactured plates will do the same thing.



The same 3mm, 4 hole pattern is on the outside of the splashbag so that anything that can be mounted directly to the bottom of the Mini or Mini LF can be mounted to the bottom of the splashbag.



Standard Ronford Baker style touch & go plates can be mounted on the bottom of the splashbag. (Does not come standard with the splashbag rental)